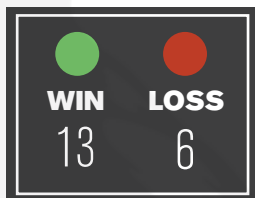


COLLINGWOOD

INTERSTATE MATCHES 2012-2013

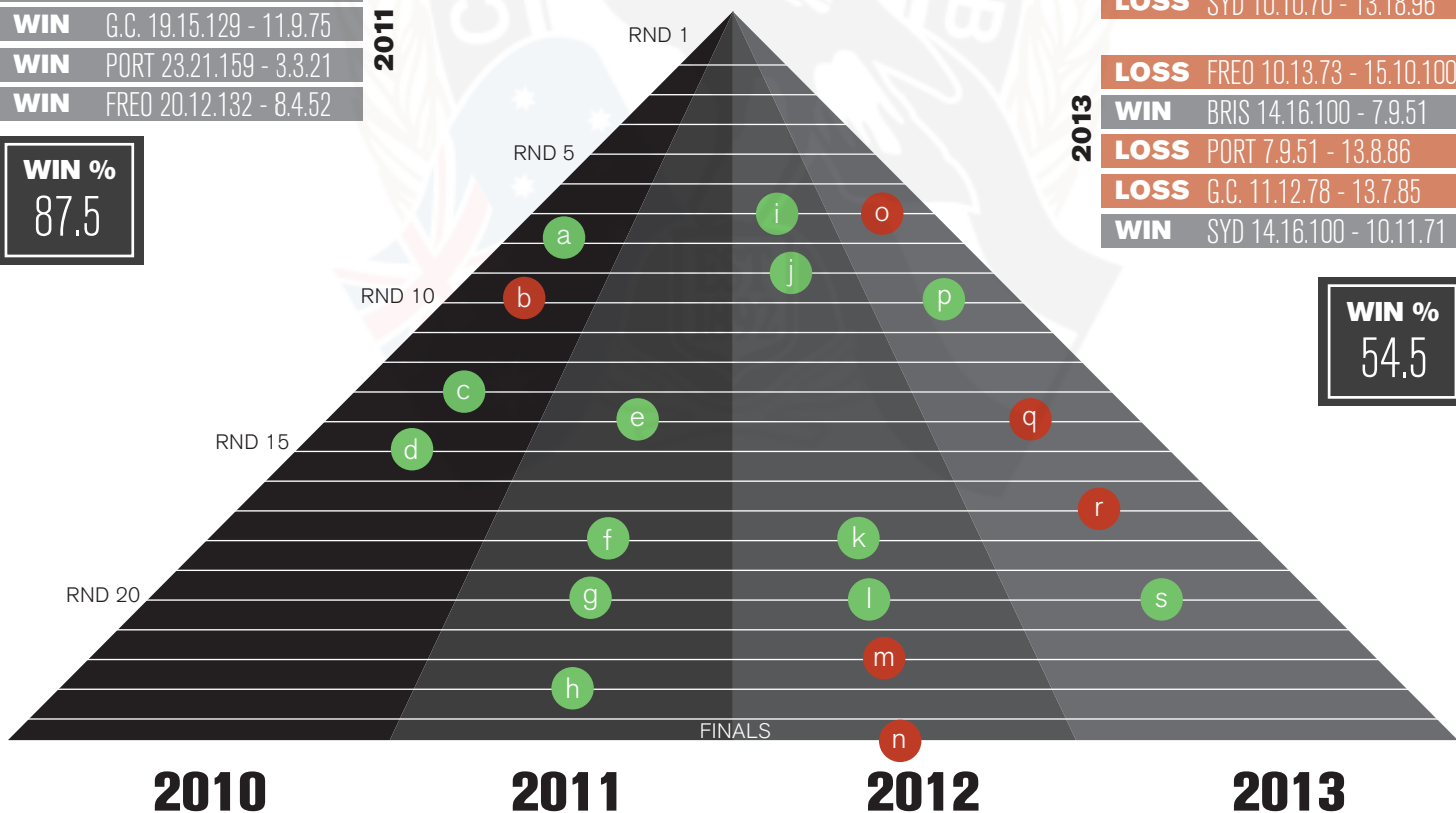
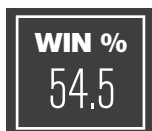
MALTHOUSE

a	WIN	FREO 20.13.133 - 15.7.97	2010
b	LOSS	BRIS 11.14.80 - 13.10.88	
c	WIN	SYD 13.18.96 - 10.11.71	
d	WIN	PORT 16.9.105 - 12.7.79	
e	WIN	SYD 13.21.99 - 14.9.93	2011
f	WIN	G.C. 19.15.129 - 11.9.75	
g	WIN	PORT 23.21.159 - 3.3.21	
h	WIN	FREO 20.12.132 - 8.4.52	

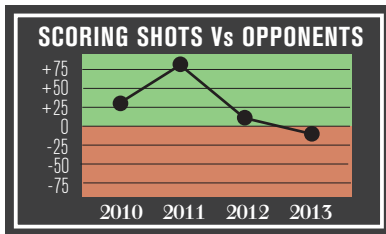
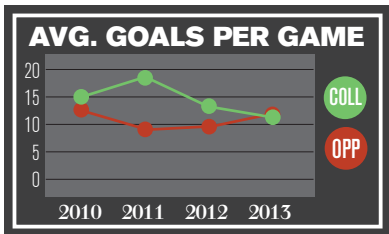


BUCKLEY

2012	WIN	BRIS 17.14.116 - 8.10.58	i
	WIN	ADEL 10.15.75 - 6.13.49	j
	WIN	GWS 26.18.174 - 7.12.54	k
	WIN	SYD 12.6.78 - 9.16.70	l
2013	LOSS	W.C. 8.10.58 - 15.17.107	m
	LOSS	SYD 10.10.70 - 13.18.96	n
	LOSS	FREO 10.13.73 - 15.10.100	o
	WIN	BRIS 14.16.100 - 7.9.51	p
	LOSS	PORT 7.9.51 - 13.8.86	q
	LOSS	G.C. 11.12.78 - 13.7.85	r
	WIN	SYD 14.16.100 - 10.11.71	s



	TOTAL SCORES	
	FOR	AGAINST
2010	60.54.414	50.35.335
2011	75.69.519	36.25.241
2012	83.73.571	58.86.434
2013	56.66.402	58.45.393



	GOALS TO BEHINDS %			
	2010	2011	2012	2013
INTERSTATE	52.6	52.1	53.2	45.9
ALL GAMES	49.7	55.5	51.3	51.7
OTHER TEAMS	52.7	52.9	52.9	53.7
COMPARISON	↓3.0	↑2.6	↓1.6	↓2.0

NOTABLE SENIOR SIDE CHANGES

	2010	2011	2012	2013
—	ANTHONY ROCCA SHANNON COX	SIMON PRESTIGIACOMO TARKYN LOCKYER PAUL MEDHURST SHANE O'BREE JOSH FRASER	LEIGH BROWN LEON DAVIES	CHRIS TARRANT SIMON BUCKLEY CAMERON WOOD
+	JARRYD BLAIR LUKE BALL DARREN JOLLY	ANDREW KRAKOUER CHRIS TARRANT ALEX FASOLO BEN SINCLAIR SIMON BUCKLEY LACHLAN KEEFE	JAMIE ELLIOTT MARTY CLARKE JARROD WITTS PAUL SEEDSMAN MARLEY WILLIAMS	BEN HUDSON CLINTON YOUNG JORDAN RUSSELL QUINTEN LYNCH

THE ABOVE TABLE DETAILS THE PERCENTAGE OF TIMES A GOAL IS KICKED COMPARED TO A BEHIND.

IN 2011 THE MAGPIES WERE UNDEFEATED ON THE ROAD AND LOST ONLY 3 GAMES ALL SEASON. THEIR GOAL CONVERSION WAS MUCH HIGHER THAN THEIR OPPONENTS.

IN 2013 THE MAGPIES WON ONLY 40% OF THEIR INTERSTATE MATCHES YET OUTSCORED THEIR OPPONENTS IN TOTAL.

STATS EXCLUDE OUT OF BOUNDS SHOTS ON GOAL

UNDER MALTHOUSE THE PIES WON 7 OF 8 INTERSTATE MATCHES HOWEVER ONLY 3 OF THESE 7 WINS WERE AGAINST OPPONENTS INSIDE THE TOP 8.

UNDER BUCKLEY 4 OF THE 5 INTERSTATE LOSSES WERE AGAINST TEAMS INSIDE THE TOP 8 AT THE TIME